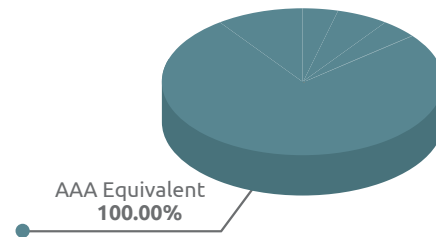


## Bandhan Banking & PSU Debt Fund<sup>\$</sup>

An open ended debt scheme predominantly investing in debt instruments of banks, Public Sector Undertakings, Public Financial Institutions and Municipal Bonds. A Scheme with Relatively High Interest Rate Risk and Relatively Low Credit Risk.

- A portfolio that emphasizes on high quality instruments, currently 100% AAA and equivalent instruments.
- By investing in one single fund you get to diversify your allocation into multiple high quality instruments issued by banks, PSUs (Public Sector Undertakings), PFIs (Public Financial Institutions) and Municipal Bonds.
- Ideal to form part of 'Core' Bucket – due to its high quality and low to moderate duration profile\*

### ASSET QUALITY



### PORTFOLIO

(30 June 2023)

Name	Rating	Total (%)
<b>Corporate Bond</b>		<b>75.05%</b>
NABARD	AAA	11.20%
Small Industries Dev Bank of India	AAA	10.78%
Indian Railway Finance Corporation	AAA	10.26%
REC	AAA	7.64%
Hindustan Petroleum Corporation	AAA	6.12%
Power Finance Corporation	AAA	5.82%
HDFC	AAA	3.52%
NTPC	AAA	2.99%
Axis Bank	AAA	2.94%
Bajaj Housing Finance	AAA	2.68%
National Housing Bank	AAA	2.58%
Bajaj Finance	AAA	2.43%
Indian Oil Corporation	AAA	1.85%
Nuclear Power Corporation of India	AAA	1.47%
ICICI Bank	AAA	1.22%
HDFC Bank	AAA	1.00%
Export Import Bank of India	AAA	0.24%
Power Grid Corporation of India	AAA	0.19%
NHPC	AAA	0.13%

#### Fund Features:

(Data as on 30th June'23)

**Category:** Banking and PSU

**Monthly Avg AUM:** ₹ 15,105.05 Crores

**Inception Date:** 7th March 2013

**Fund Manager:** Mr. Gautam Kaul (w.e.f. 1st December 2021)

Mr. Suyash Choudhary (w.e.f. 28th July 2021)

**Standard Deviation (Annualized):** 0.91%

**Modified duration:** 2.33 Years

**Average Maturity:** 2.76 Years

**Macaulay Duration:** 2.49 Years

**Yield to Maturity:** 7.45%

**Benchmark:** NIFTY Banking & PSU Debt Index (w.e.f 11/11/2019)

**Minimum Investment Amount:** ₹ 1,000/- and any amount thereafter

**SIP (Minimum Amount):** ₹ 100/-

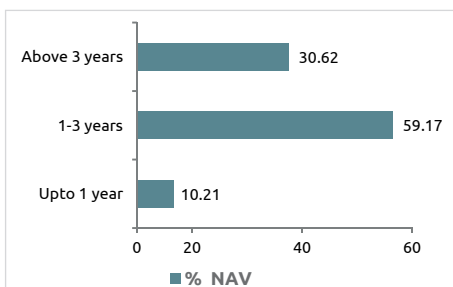
**SIP Dates : (Monthly/Quarterly)** Investor may choose any day of the month except 29th, 30th and 31st as the date of installment.

**Exit Load:** Nil (w.e.f. 12th June 2017)

**Options Available:** Growth, IDCW<sup>@</sup>

- Daily, Fortnightly, Monthly (Reinvestment), Quarterly (Payout), Annual (Payout) & Periodic (Payout & Reinvestment)

#### Maturity Bucket:



<sup>@</sup>Income Distribution cum capital withdrawal

\*The scheme is currently following a 'roll down' investment approach on a tactical basis. The portfolio has been repositioned as an approximately 3-year roll down investment approach in Jan-March (JFM) quarter of CY23. This means that post repositioning, ordinarily the average maturity of the scheme's portfolio is unlikely to increase significantly and may be expected to generally reduce with the passage of time, subject to intermittent periods of volatility in the maturity profile owing to AUM (Asset Under Management) movement and market conditions. The approach being followed is tactical in nature and would be subject to change depending on investment opportunities available without prior notice.

<sup>\$</sup>With effect from 13th March 2023, the name of "IDFC Banking & PSU Debt Fund" has changed to "Bandhan Banking & PSU Debt Fund"


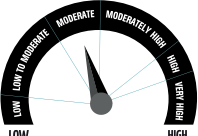
Standard Deviation calculated on the basis of 1 year history of monthly data

**MUTUAL FUND INVESTMENTS ARE SUBJECT TO MARKET RISKS, READ ALL SCHEME RELATED DOCUMENTS CAREFULLY.**

**PORTFOLIO (30 June 2023)**

Name	Rating	Total (%)
<b>Government Bond</b>		<b>12.36%</b>
7.38% - 2027 G-Sec	SOV	5.80%
7.59% - 2026 G-Sec	SOV	3.02%
5.63% - 2026 G-Sec	SOV	2.11%
7.27% - 2026 G-Sec	SOV	1.43%
<b>State Government Bond</b>		<b>6.19%</b>
6.18% Gujarat SDL - 2026	SOV	1.26%
8.51% Maharashtra SDL - 2026	SOV	1.02%
8.27% Karnataka SDL - 2025	SOV	0.51%
8.36% Maharashtra SDL - 2026	SOV	0.48%
8.3% Madhya Pradesh SDL - 2026	SOV	0.41%
8.27% Haryana SDL - 2025	SOV	0.37%
7.99% Karnatak SDL - 2025	SOV	0.37%
8.20% GUJARAT SDL - 2025	SOV	0.34%
7.47% Gujarat SDL - 2025	SOV	0.33%
7.96% Gujarat SDL - 2025	SOV	0.20%
8.53% Tamil Nadu SDL - 2026	SOV	0.17%
8.26% Maharashtra SDL - 2025	SOV	0.17%
8.12% Maharashtra SDL - 2025	SOV	0.17%
8.27% Tamilnadu SDL - 2026	SOV	0.14%
8.27% Gujarat SDL - 2026	SOV	0.10%
7.93% Chattisgarh SDL - 2024	SOV	0.07%
8.03% Gujarat SDL - 2025	SOV	0.03%
7.95% Tamil Nadu SDL - 2023	SOV	0.03%
8.48% Tamilnadu SDL - 2023	SOV	0.01%
7.18% Tamilnadu SDL - 2027	SOV	0.01%
<b>Certificate of Deposit</b>		<b>3.16%</b>
Kotak Mahindra Bank	A1+	1.58%
State Bank of India	A1+	1.26%
Axis Bank	A1+	0.32%
<b>Net Cash and Cash Equivalent</b>		<b>3.23%</b>
<b>Grand Total</b>		<b>100.00%</b>

Potential Risk Class Matrix			
Credit Risk of the scheme →	Relatively Low (Class A)	Moderate (Class B)	Relatively High (Class C)
Interest Rate Risk of the scheme ↓			
Relatively Low (Class I)			
Moderate (Class II)			
Relatively High (Class III)	A-III		
A Scheme with Relatively High Interest Rate Risk and Relatively Low Credit Risk.			

Scheme risk-o-meter	This product is suitable for investors who are seeking*	Benchmark risk-o-meter
 <p>Investors understand that their principal will be at Moderate risk</p>	<ul style="list-style-type: none"> <li>To generate optimal returns over short to medium term.</li> <li>Investments predominantly in debt &amp; money market instruments issued by PSU, Banks &amp; PFI.</li> </ul> <p>*Investors should consult their financial advisers if in doubt about whether the product is suitable for them.</p>	 <p>NIFTY Banking &amp; PSU Debt Index</p>